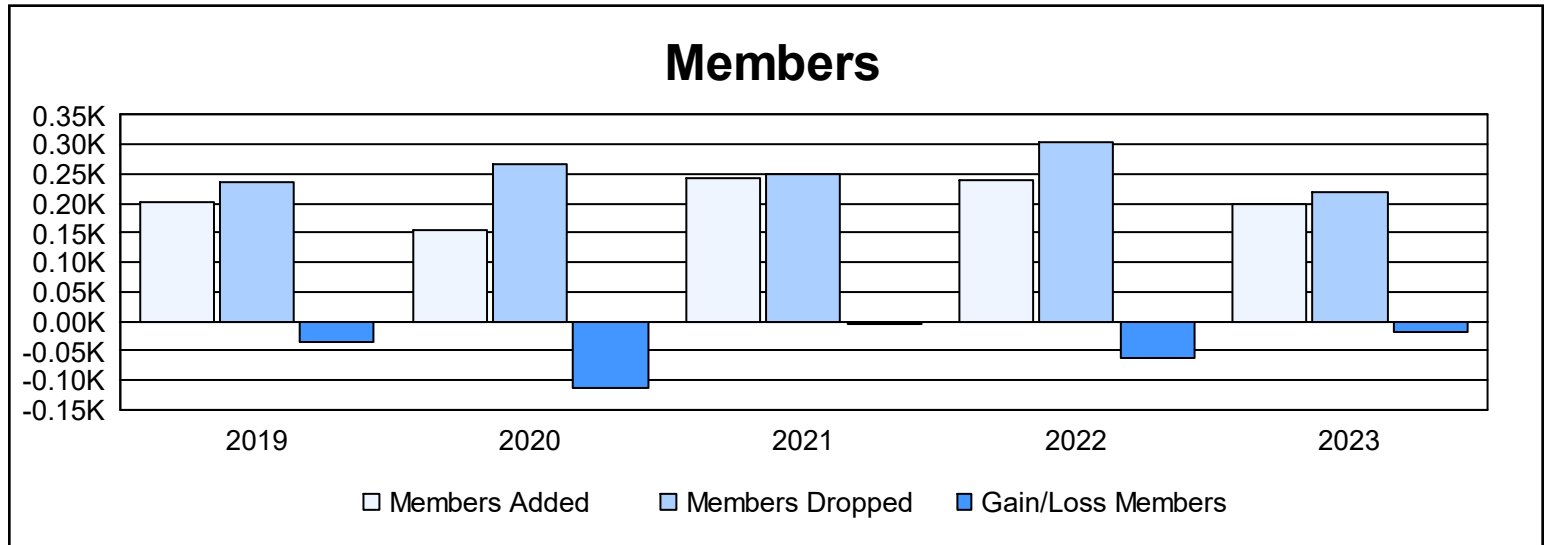
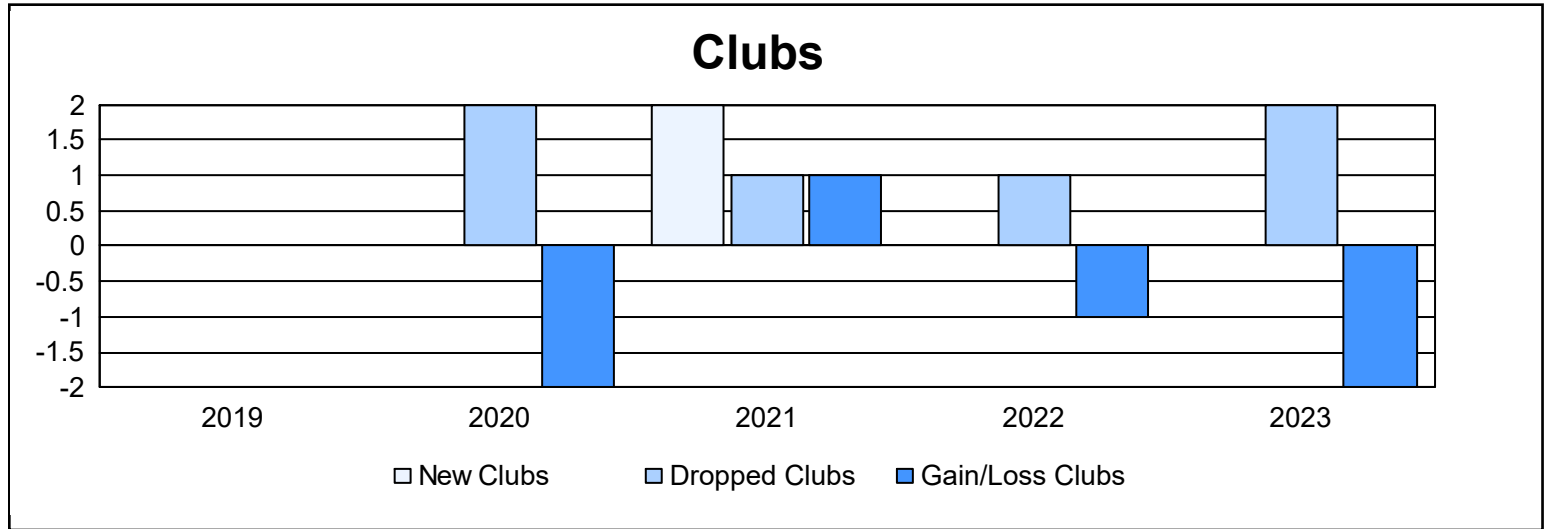
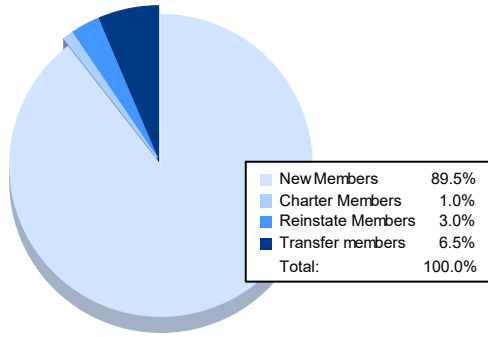


| Year | New Clubs | Dropped Clubs | Gain/ Loss Clubs | New Members | Charter Members | Reinstate Members | Transfer Members | Total Member Added | Total Members Dropped | Gain/ Loss Members |
|----------------|-----------|---------------|------------------|-------------|-----------------|-------------------|------------------|--------------------|-----------------------|--------------------|
| 2018-2019 | 0 | 0 | 0 | 176 | 6 | 14 | 5 | 201 | 236 | -35 |
| 2019-2020 | 0 | 2 | -2 | 125 | 1 | 13 | 15 | 154 | 268 | -114 |
| 2020-2021 | 2 | 1 | 1 | 113 | 115 | 12 | 3 | 243 | 249 | -6 |
| 2021-2022 | 0 | 1 | -1 | 222 | 3 | 8 | 7 | 240 | 304 | -64 |
| 2022-2023 | 0 | 2 | -2 | 179 | 2 | 6 | 13 | 200 | 219 | -19 |
| Average | 0 | 1 | -1 | 163 | 25 | 11 | 9 | 208 | 255 | -48 |



Membership Composition June 2023 Cumulative



Gender Composition June 2023 Cumulative

